



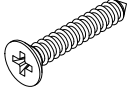

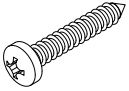
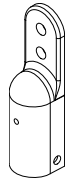






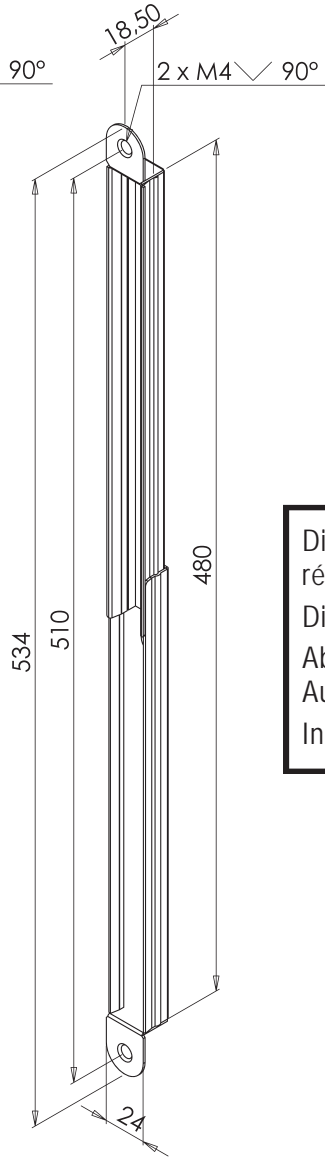
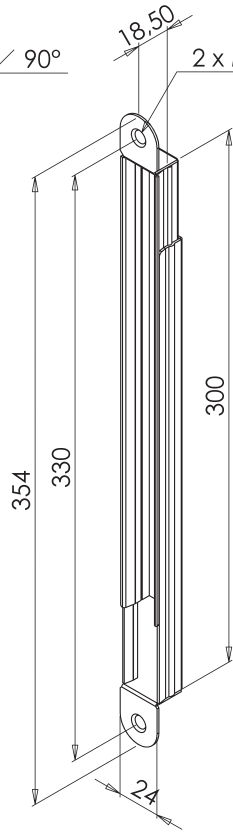
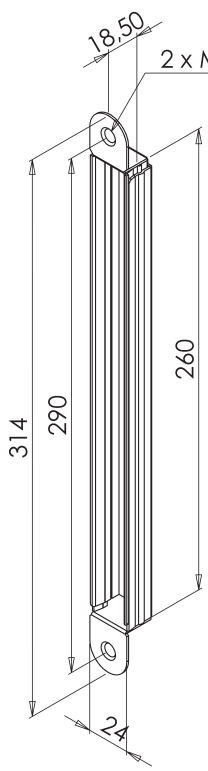


<b>DLMC</b>  Boîtier d'encastrement métallique réglable  Adjustable metal casing  Verstellbares Metalleinbaugehäuse  Regelbare metaal behuizing  260 ⇔ 480 mm	<b>DLS170</b>	<b>DLS210</b>	<b>DLS390</b>
	 ressort - spring - Spiralfeder - spiraal		
	170 mm	210 mm	390 mm
	 intérieur - inner - innen - binnen		
	Ø 10,20 mm		
	angle d'ouverture - opening angle Öffnungswinkel - openingshoek		
	90°	110°	180°
 0,400 kg	0,075 kg	0,090 kg	0,160 kg

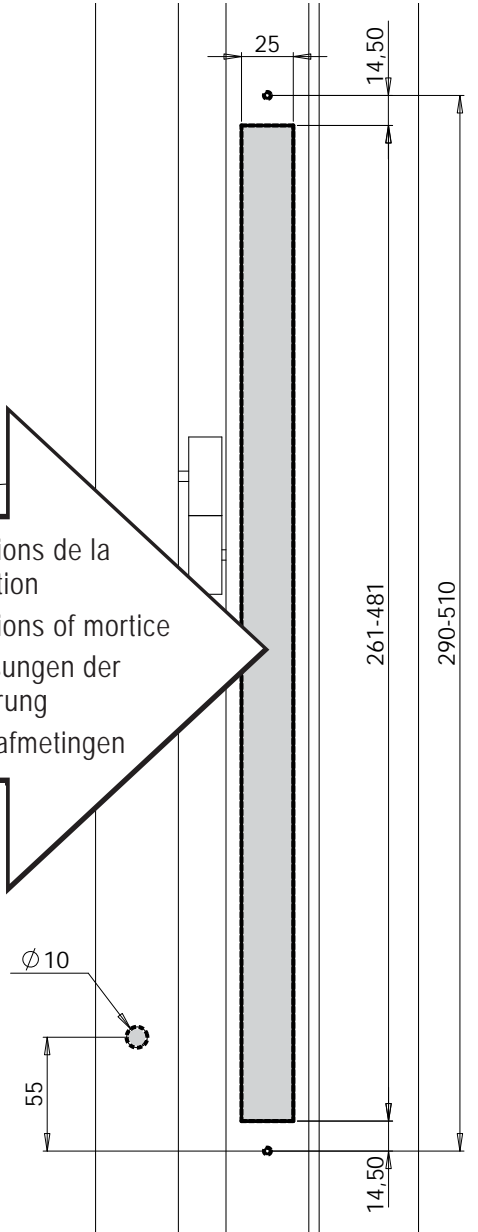
NOMENCLATURE  
 LIEFERUMFANG  
 BILL OF MATERIAL  
 INHOUD

	DLMC					DLS170	DLS210	DLS390
	(a)	(b)	(c)	(d)	(e)	(i)	(j)	(k)
								
	1 x	2 x	2 x	2 x	2 x	1 x	1 x	1 x
		(f)	(g)	(h)				
								
		2 x	2 x	1 x				

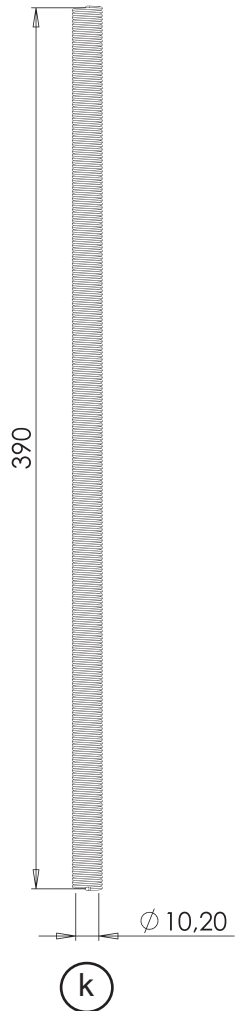


(a) DLMC

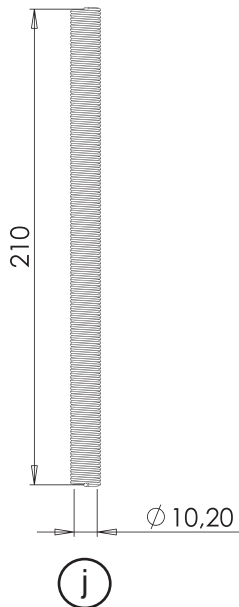
Dimensions de la réservation  
 Dimensions of mortise  
 Abmessungen der Aussparung  
 Inkeep afmetingen



DLS390



DLS210



DLS170

